



In many cases the logo size is determined by the space available. In printed material however, to ensure legibility and that the logo has appropriate presence, it needs the minimum size of 12 mm in height.

For clear visibility, the logo should be sized with the minimum amount of white space around it. Thus, an area of clear space must always be left around the four edges of the logo, as shown on the right.

When applied to certain promotional items, there may be exceptional circumstances when the logo appears smaller or in a slightly different format. Each item is judged on its own merits, however in all cases the logo is thoroughly checked for quality.

If you have any difficulties with the logo when producing artwork, please contact the Planmeca Marketing and Advertising Department.





100%
CMYK
100, 68, 7, 30
Pantone 294



100%
CMYK
91, 53, 0, 0
Pantone 660



100%
CMYK
61, 29, 0, 0
Pantone 659



100%
BLACK



70%



50%



100%
SPOT
Pantone 294

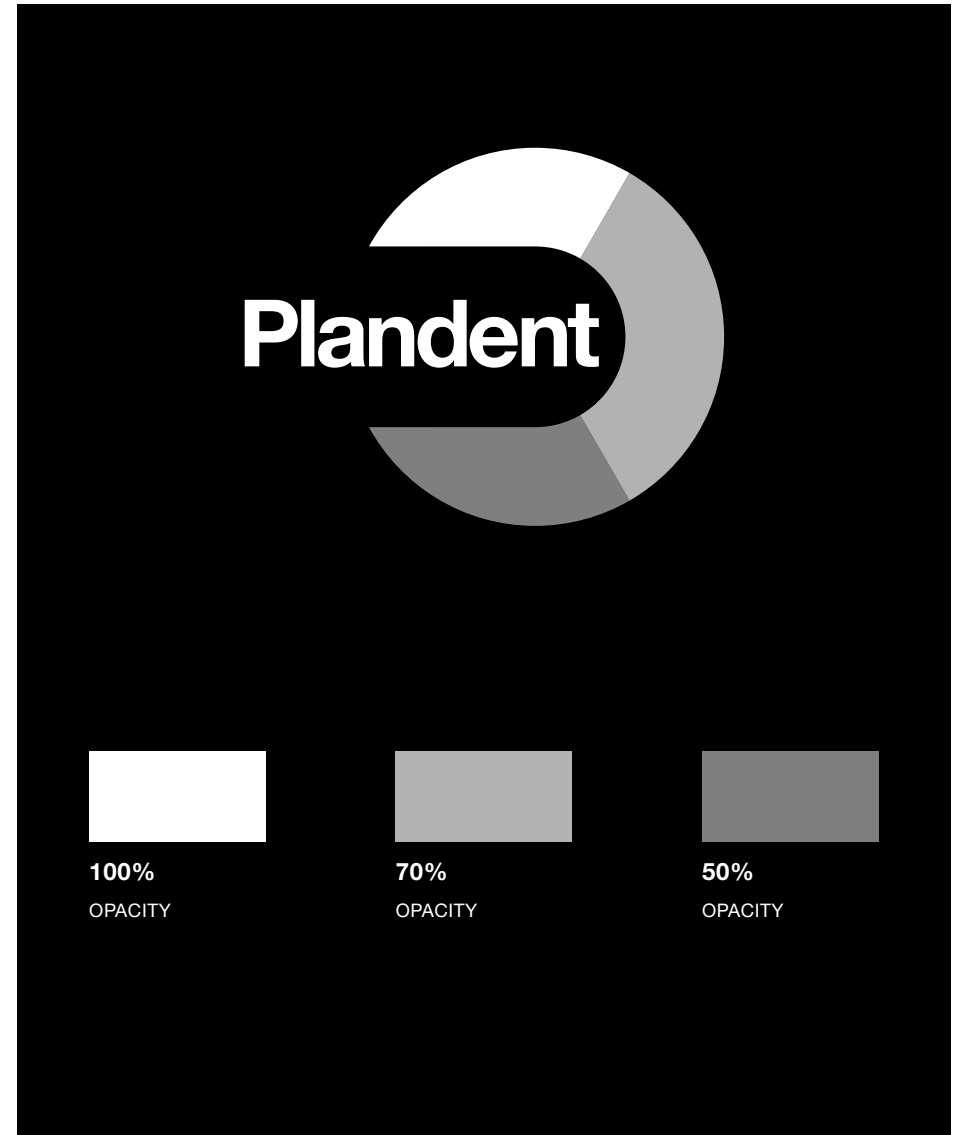
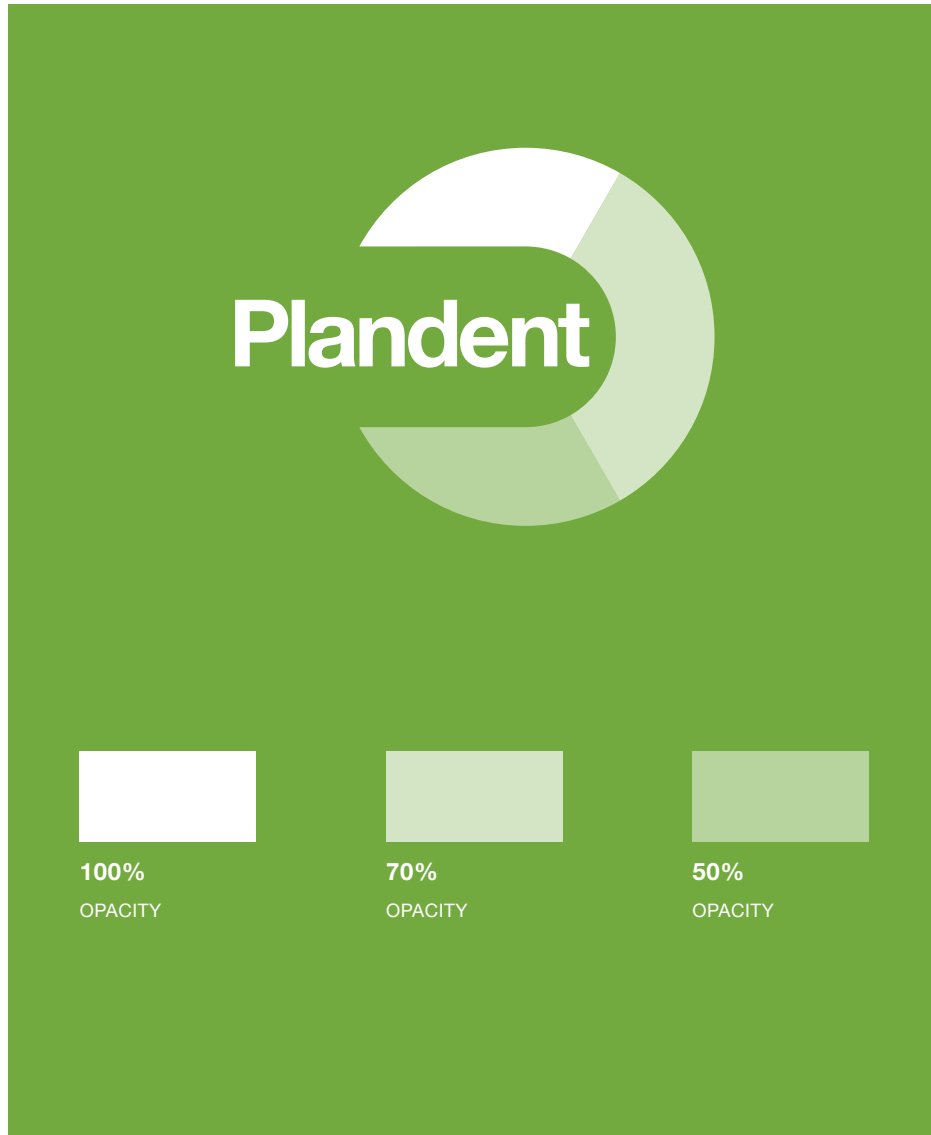



70%
SPOT
Pantone 294



50%
SPOT
Pantone 294

For use on black or dark coloured background





Do not use colourful logo on a background containing same colours as the logo.

Do not use reversed out logo on top of an image.